
















## Christiane Leach

### Ethnicity estimate

Your DNA looks most like DNA from these 13 world regions.

 Germanic Europe	24%
 England & Northwestern Europe	21%
 Cameroon, Congo & Western Bantu Peoples	17%
 Nigeria	10%
 Wales	6%
 Mali	5%
 Ivory Coast & Ghana	5%
 Benin & Togo	3%
 Sweden & Denmark	3%
 Senegal	2%
 Ireland	2%
 Central & Southern Philippines	1%
 Indigenous Americas—North	1%